

# Eastern Arizona Amateur Radio Society

EST. 1974

[www.eaars.com](http://www.eaars.com)

INC.



[facebook.com/groups/eaars](https://facebook.com/groups/eaars)

Club Address: EAARS, PO Box 398, Solomon, AZ 85551



*September, 2022*

## JOIN EAARS on Facebook

EAARS has a presence on Facebook and you are invited to **JOIN** the page. This is a great media to quickly share news, photos and events that are EAARS related or might be interesting to the members. If you utilize "Notifications" on the EAARS Facebook page, you can receive club updates AS THEY HAPPEN.

To reach the page, please visit **facebook.com/groups/eaars** and **JOIN** the page. You must have a Facebook account to be part of the EAARS group.



## EAARS Open Repeaters

PL 141.3 unless noted otherwise

**Echolink:** 614350 **IRLP:** 7787

### **Heliograph Peak at Safford, AZ:**

146.860, 440.700 Linked

146.900, 447.8250 Not Linked

### **Jacks Peak at Silver City, NM:**

145.210 Linked

### **West Peak at Ft Thomas, AZ:**

145.350 Access to link to network

### **Pinal Peak at Globe, AZ:**

145.410 Linked

### **South Mt at Alpine, AZ:**

145.270 Linked

### **Caballo Mt at TorC, NM:**

145.470 Linked

### **Greens Peak at Show Low, AZ**

146.700 Linked

### **Little Florida at Deming, NM:**

147.060 Linked

### **Mule Mt at Bisbee, AZ:**

147.080 Linked

### **Mt Lemmon at Tucson, AZ**

147.160 Linked

### **Guthrie Peak at Clifton, AZ:**

147.280 Linked

### **Downtown at Tucson, AZ**

147.28 Output

146.26 Input, PL 127.3

# Gals on the Air!

**EST. June 2015**

Calling all Gals of any class ... Join us every Monday night for the  
**Gals Night Net @ 7:30 pm (AZ) on the EAARS system!**

**Facebook.com/groups/galsnightnet**

## Upcoming Events

*Would You like to see your event posted for the membership to see?  
Email your information to [emberfire@cox.net](mailto:emberfire@cox.net).*

### 2022

EAARS Picnic (Safford) ..... Sept 10th  
RST Fall HamFest .....Sept 24th  
TARA Ham Swapfest (Payson) ..... Oct 1st  
COPAfest (Maricopa) ..... Oct 29th  
HARKfest (Congress) ..... Nov 5th  
Oro Valley Hamfest ..... Nov 12th

***Clubs, send me the events you would  
like shown here for 2022.***

### WEEKLY EAARS' NETS

**Every day:**

*Down Under Net - 4:15 am*

*Weather Net - 5:30 am*

*NTS Traffic Net - 6:30 pm*

**All times are noted on Arizona  
time.**

**Sunday:**

*EAARS Net - 7:00 pm*

**Monday:**

*Gals Night Net - 7:30 pm*

**Wednesday:**

*Skywarn Net - During Monsoon, Every Wednesday at 7:30 pm,*

*Off Season, every third Wednesday of month at 7:30 pm*

**Saturday:**

*ERC (Emergency Response Communications) Net - 8:45 am, 2nd  
Saturday of the month (20-25 min duration)*

# EAARS Officers and Staff

## Board Officers

President	Dan Quaintance	AF7EF
Vice President	Joe Montierth	K7JEM
Secretary/Treasurer	Larry Griggs	N5BG

## Staff

Site Trustee	Joe Montierth	K7JEM
Net Manager	Chris Buchanan	N7JND
Newsletter Editor	Angie Buchanan	N7EMB

## Net Control Operators

Rick	W8YBM	1st Sunday
Larry	KG7VLN	2nd Sunday
Angie	N7EMB	3rd Sunday
Chris	N7JND	4th Sunday

## ARRL RADIO CONTESTS

### September 2022

10-12	September VHF
17-18	10 GHz & Up - Round 2
17-18	EME - 2.3 GHz & Up

For details on all ARRL contests and for non-ARRL contests,  
visit <http://www.arrl.org/contest-calendar>

## New EAARS Members!

Andrew W7RUN



## **PARADISE AMATEUR RADIO SPECIAL EVENT HOSTED BY THE COCHISE AMATEUR RADIO ASSOCIATION**

Join CARA in Paradise, AZ, Sept 3 to Sept 5, 2022.

For 44 years, the Cochise Amateur Radio Association has hosted a Labor Day weekend Special Event station [K7RDG] in Paradise, AZ to make contacts via CW, SSB and PSK31 digital mode and now FT8/4.

Paradise is now a ghost town which was active when an ore vein was found at the turn of the century. Located near the New Mexico border, on the east side of the Chiricahua Mountains 5.7 miles east of Portal [31.934-109.218] in the Coronado National Forest.

Attendees have the choice of camping in their RVs or tents or stay in lodging in the vicinity. The beautiful meadow area is dry [no facilities, Porta-John is provided] with shaded areas and surrounded by trees and vistas of the mountain peaks. Activities are focused on communications; making contacts with your own or CARA provided HF and VHF equipment and antennas.

This event is also a RACES/ARES emergency communication training exercise, and we utilize the MCU [Mobile Communications Unit] to provide support. Additionally, hiking, sightseeing, exploring, evening campfires [if permitted], group meals and much more is in store.

See the details of this special event at the ARRL web page under special events, <http://www.arrl.org/special-event-stations> , enter K7RDG in the search window.

Please leave a message for Vince, AA7JB, at [info@k7rdg.org](mailto:info@k7rdg.org) if you plan on attending and directions. You can come one day or spend the weekend. Let us know if you will be camping, tent or RV, and what days.



## **ROUTE 66 ON THE AIR SPECIAL EVENT SEPT 10TH – SEPT 18TH**

In September, the annual RT 66 ON THE AIR special event will be held from the 10th through the 18th! There will be 21 stations on the air from Chicago to Santa Monica, all with 1X1 calls starting with W6A.

The NADXA is again supporting three call signs for the Route 66 On The Air Special Event; W6T (AZ West Rover 2), W6G (Flagstaff, AZ), and W6S (AZ East Rover 1) with new QSL cards each year that, when lined up side by side, make up a panorama of Route 66 across Arizona.

We WELCOME VISITORS AND OPERATORS. If you would like to operate from our W6T Rover #2, please see our QRZ call sign website for details.

We will have a few RV parking spots at Belmont so plan ahead to join us. All visitors & operators will receive a complete set of the 2022 commemorative NADXA RT 66 QSL cards!

We especially hope to see lots of AZ Hams stop by and join us!!

73,  
Bob, NF7E, Northern Arizona DX Association



## **EAARS MAP UPDATE**

A big Thank You to our EAARS President for his recent work with the EAARS interactive map. Dan – AF7EF has put a great deal of time updating the EAARS map at eaars.com. If you have not seen this map, you will certainly want to check this out. The map can be viewed by going to the EAARS website and click on the link titled EAARS NETWORK. The map will be displayed at the bottom of the page.

Since the map is interactive, you can click on various parts of the map for more details.

If you click on the blue or red lines, it will give you linking information. Red lines are microwave links and blue lines are 70cm RF backbone links.

By clicking on the blue site pointer, it will present you with information about the repeater site and each pointer is being populated with photos of the repeater site itself.

A great job done by Dan – AF7EF. When you hear Dan on the air, give him a big THANKS!!!

## Life before QRZ.com...

How in the world did the old timers look up callsigns to see where people lived and got their address? There was a book available that most hams called the Flying Horse Callbook.

They were very much like a phone book from a large city. I used to visit the library which had a copy in the reference books section. Problem was that the book was usually a year or two old. When computers came along the printed callbook sales really dropped and after 1997 the Flying Horse Callbook was no longer printed.

They remained in business with the callbook loaded on a CD rom. The CD's were very popular since in the early days of computing, many did not have internet service. I'll bet some of the older members can probably find an old QRZ CD in the closet.



There were several companies putting out callbook CD's and now with QRZ.com, I imagine there aren't many left. If someone still has an old Flying Horse Callbook, it would be an interesting thing for Show and Tell at a club meeting.

---

The above article was written by Bill – K4BX which I found very interesting. When I first got interested in Ham Radio back in the early 70's, my mentor Ed Wheatcraft – K9FOF (sk) from Greenwood Indiana where we lived close to, always let me sit and tune his Drake TR-4 while him and my Dad did reloading which was part of Ed's Ham Shack. Before we moved to Arizona, Ed gave me a copy of a late 60's edition of the Flying Horse Callbook and of course, the first thing I did, was look up Ed's call sign. You had to have pretty good eye sight to read that book. Somewhere, I still have that copy of the book and always said I wanted to appear in it. A few years later, I did. Every Ham Shack had a recent copy. It was a staple part of every Ham Shack.

73...

Chris – N7JND





**RST** Radio  
Society of Tucson

## **TUCSON AUTUMN HAMFEST**

**Saturday September 24th**

**7 AM – 11 AM**

**Buyers - Free Admission & Parking**

**Sellers – Shaded Parking**

**Seller Setup Starting at 6 AM**



**Calvary Tucson Church**  
**8711 East Speedway in Tucson**

*Morning Snacks  
By Scout Troop  
157 and Pack 705*

**Seller/vendor spaces - \$10/parking space.**

### **RAFFLE**

**Tickets: \$2 each, 3 for \$5, 7 for \$10, 15 for \$20, and 40 for \$40.**

**Need not be present to win.**

**Online Raffle Ticket Sales: [www.k7rst.org](http://www.k7rst.org)**

### **Raffle Prizes**

**Yaesu FT-991A HF/VHF/UHF Transceiver**

**Yaesu FTM-200DR Dual Band C4FM**

**Yaesu FT-70DR Dual Band C4FM HT**

**TYT TH-9800 Quad-Band w/PS**

**Jetstream HF/VHF "Big" SWR Meter**

**HP Laptop, plus more!**

**Map and information: <http://www.k7rst.org>**

**Up and at 'em !!!**  
**with the**  
**Made it through the Night Gang Weather Net**  
**0530 Mountain Standard Time Daily**  
**on the EAARS Repeater System**  
**Weather and Conversation**  
**Get a handle on the local weather from your fellow HAM operators around**  
**the EAARS coverage area and get to know them better.**

**W7GSP - Steve**  
**Net Control**  
**K1VM/N7CDW Keith/Carrie**  
**Weather Recorders**

## **IT'S TIME FOR A PICNIC - RSVP REQUIRED DEADLINE TO RSVP IS SEPTEMBER 3RD**

Announcing the annual EAARS Picnic, to be held at Discovery Park in Safford, on Saturday September 10, 2022, starting at 2:00 PM. As has been the policy of EAARS over the past few years, this picnic is for current paid up EAARS members **ONLY** and immediate family, IE spouse/child. You should know whether or not you are a current paid up member. If you have any questions in this regard, just ask. Thank you all for your understanding.

EAARS will be furnishing the meat and drinks. We will also provide paper plates and plastic utensils. It is suggested however that you bring your own utensils for easier cutting of the meat. If you desire to bring something to share, such as salad, beans, desert, etc that will be great.

The picnic will be by RSVP. Please email your intentions to attend no later than Saturday, September 3rd to Larry N5BG. Please in your RSVP indicate your call sign, name and number in your party. Please don't call via the radio and say your coming. Too much possibility of error on our part.

NOTE: we must limit the number of attendees to 60, due to room capacity.



# Other Club Stuff

*From Diane AA3OF: RST VE Testing will be held at Immanuel Presbyterian Church, Witherspoon Hall, 9252 E 22nd St, at 7pm.*

**2022**      Sep 12  
                  Oct 10  
                  Nov 14  
                  Dec 12

**Anthony K7AER And Jerry K7ZDD are officially Accredited and Registered with ARRL. Starting January 28, 2022 at 6:00 pm. Ham Radio testing will be held at the Vernon Libraray, Vernon Teaching Testing Center, 26 County Road 3142, Vernon, AZ. After that every 2 months on the last Friday of the month thereafter. Walk-ins are welcome. Ham Radio Testing will be held for Technician, General and Amature Extra.**

**If you live in the Graham or Greenlee County and are interested in a VE Testing Session, please feel free to contact Dan Quaintance AF7EF, (928) 235-1152.**


**Do you have any club news to share? It can be posted on this page. Send your info to Angie - emberfire@cox.net.**

A worker is a creator and  
a great asset to every nation.

*Happy  
Worker's Day!*



Cooking up  
Some Magic



## Pasta with 15-Minute Burst Cherry Tomato Sauce



### Ingredients - 4-6 servings

1 lb. pasta  
Kosher salt  
½ cup olive oil  
2 large garlic cloves, finely chopped  
3 pints cherry tomatoes  
½ tsp. freshly ground black pepper  
Pinch of sugar  
1 cup coarsely chopped fresh basil  
Freshly grated Parmesan (for serving)

*Active Time: 15 minutes Total Time: 20 minutes*  
This cherry tomato pasta recipe is perfect for a weeknight dinner—especially when time is short or it's too hot to stand over a stove for long. While it highlights summer flavors, this easy pasta dish is actually wonderful all year long. Good cherry and grape tomatoes are available year-round thanks to the fact that they ripen in less time than larger tomatoes and are also easy to grow in hothouses (and in warmer climates) in the winter. This recipe takes full advantage of their juicy sweetness and acidic pop.

While your pasta is cooking, you'll heat a little extra virgin olive oil in a large skillet and cook the tomatoes quickly over high heat with nothing more than a pinch of sugar, black pepper, and some garlic (if you'd like a little more heat, a bit of crushed red pepper flakes would also fit in well). By the time the noodles are done, the tomatoes will have softened and split, and their sweet-tart juices will have coalesced into a light pasta sauce. Reserve some of the starchy pasta water and add it to the skillet bit by bit to give the sauce a little more body, if you'd like.

Garnish with fresh basil leaves and Parmesan (ideally grated right over each serving with a convenient Microplane), and dinner is ready. In fact, the most time-consuming part of the entire meal is waiting for the water to boil!

*Courtesy of epicurious.com*

**Step 1:** Cook pasta in a large pot of boiling salted water, stirring occasionally, until al dente; drain pasta and transfer to a large bowl.

**Step 2:** Meanwhile, heat oil in a 12" skillet or wide heavy saucepan over medium-high. Add garlic, then tomatoes, pepper, sugar, and 1 tsp. salt. Cook, stirring occasionally, until tomatoes burst and release their juices to form a sauce, 6-8 minutes.

**Step 3:** Toss pasta with tomato sauce and basil. Top with Parmesan.

kiss the  
cook