

Eastern Arizona Amateur Radio Society

EST. 1974

www.eaars.com

INC.



facebook.com/groups/eaars

Club Address: EAARS, PO Box 398, Solomon, AZ 85551



June, 2022

JOIN EAARS on Facebook

EAARS has a presence on Facebook and you are invited to **JOIN** the page. This is a great media to quickly share news, photos and events that are EAARS related or might be interesting to the members. If you utilize "Notifications" on the EAARS Facebook page, you can receive club updates AS THEY HAPPEN.

To reach the page, please visit **facebook.com/groups/eaars** and **JOIN** the page. You must have a Facebook account to be part of the EAARS group.



EAARS Open Repeaters

PL 141.3 unless noted otherwise

Echolink: 614350 **IRLP:** 7787

Heliograph Peak at Safford, AZ:

146.860, 440.700 Linked

146.900, 447.8250 Not Linked

Jacks Peak at Silver City, NM:

145.210 Linked

West Peak at Ft Thomas, AZ:

145.350 Access to link to network

Pinal Peak at Globe, AZ:

145.410 Linked

South Mt at Alpine, AZ:

145.270 Linked

Caballo Mt at TorC, NM:

145.470 Linked

Greens Peak at Show Low, AZ

146.700 Linked

Little Florida at Deming, NM:

147.060 Linked

Mule Mt at Bisbee, AZ:

147.080 Linked

Mt Lemmon at Tucson, AZ

147.160 Linked

Guthrie Peak at Clifton, AZ:

147.280 Linked

Downtown at Tucson, AZ

147.28 Output

146.26 Input, PL 127.3

Gals on the Air!

EST. June 2015

Calling all Gals of any class ... Join us every Monday night for the
Gals Night Net @ 7:30 pm (AZ) on the EAARS system!

Facebook.com/groups/galsnightnet

Upcoming Events

*Would You like to see your event posted for the membership to see?
Email your information to emberfire@cox.net.*

2022

EAARS Picnic (Safford) Sept 10th
RST Fall HamFest Sept 24th
TARA Ham Swapfest (Payson) Oct 1st
COPAfest (Maricopa) Oct 29th
HARKfest (Congress) Nov 5th
Oro Valley Hamfest Nov 12th

***Clubs, send me the events you would
like shown here for 2022.***

WEEKLY EAARS' NETS

Every day:

Down Under Net - 4:15 am

Weather Net - 5:30 am

NTS Traffic Net - 6:30 pm

**All times are noted on Arizona
time.**

Sunday:

EAARS Net - 7:00 pm

Monday:

Gals Night Net - 7:30 pm

Wednesday:

Skywarn Net - During Monsoon, Every Wednesday at 7:30 pm,

Off Season, every third Wednesday of month at 7:30 pm

Saturday:

*ERC (Emergency Response Communications) Net - 8:45 am, 2nd
Saturday of the month (20-25 min duration)*

EAARS Officers and Staff

Board Officers

President	Dan Quaintance	AF7EF
Vice President	Joe Montierth	K7JEM
Secretary/Treasurer	Larry Griggs	N5BG

Staff

Site Trustee	Joe Montierth	K7JEM
Net Manager	Chris Buchanan	N7JND
Newsletter Editor	Angie Buchanan	N7EMB

Net Control Operators

Rick	W8YBM	1st Sunday
Larry	KG7VLN	2nd Sunday
Angie	N7EMB	3rd Sunday
Chris	N7JND	4th Sunday

ARRL RADIO CONTESTS

June 2022

4-5	International Digital Contest
11-13	June VHF
18	Kids Day
25-26	Field Day

For details on all ARRL contests and for non-ARRL contests, visit <http://www.arrl.org/contest-calendar>

New EAARS Members!

Landon	AI7HE
Richard	K7VQ
Bill	KK7FHU
Michael	KK7DQE
John	N5WMT



HAMS HELPING HAMS



Greetings All,

As you know, our good friend and long time EAARS member **Byron McCabe – AA7BM** has recently lost EVERYTHING due to a house fire at his property in San Simon, Arizona. His personal belongings along with his radios were lost in the fire and it was a total loss. The BEST news is that Byron was not in his home at the time of the fire. HE is OK and was not harmed. However, what remains, is the clothes that he was wearing and his cell phone. He is currently staying with family in Willcox AZ and is still being heard on the radio every evening during the Saguaro Traffic Net.

Many of us, have already stepped up and offered assistance to Byron in ways of Walmart Gift Cards to help him get things he really needs. He has been offered radios to get him back on the air and I believe some generous person provided him with a computer to allow him to check his emails and conduct needed online business. People are so wonderful.

Angie and I have already been approached by many on HOW CAN WE HELP BYRON??? Although Byron's plan is to secure a new home on his property, he still needs things to keep himself up and running. This is where we can help Byron. When it comes to major issues like this, we Hams really like helping out other Hams when we are able to. How can YOU help? The following ways would really help Byron out...

- **Go Fund Me Page At: <https://www.gofundme.com/f/nsvcy-home-needed>
- **Walmart Gift Cards (He has Walmart s in both Safford & Benson he's been visiting)
- **Maybe a cash donation in the form of a check written to Byron McCabe
- **A pre-Paid VISA card might be a great idea.

Anything helps our fellow Ham and anything you can help with, is so appreciated. If you would like to send something to Byron, his current address is...

Byron McCabe
258 E Maley Street
Willcox, AZ 85643

Your generosity is appreciated.

Angie – N7EMB
Chris – N7JND

Greens Peak Back On The Air

EAARS is proud to announce that Greens Peak has returned to the airwaves. After quite some time being unlinked from the rest of the EAARS system, full use has been restored.

The biggest issue on restoring Greens Peak, was getting there. There are many areas on the route up there that are in the shadow of the sun and it can take an extended amount of time for the snow on the road to melt making it almost impossible to get there until it's melted.

A big THANK YOU to Larry N5BG and Joe K7JEM for taking a day trip to reach the site and make the needed repairs. The issue was a link radio at the Greens Peak site that points to Pinal Peak had failed. Normally when a link radio or microwave link fails, it causes the repeater to go into "Stand Alone" mode which is what we believe happened. Just as a rule of thumb, the EAARS courtesy beep is generated at the Heliograph hub site. If you do not hear the courtesy beep, that's a sure sign that the link is offline and should be reported to an EAARS officer.

You will also see one additional photo here of Dan AF7EF on the Greens Peak tower making a repair. This photo was from a year or two ago when Dan climbed the tower at Greens Peak to make repairs to an EAARS antenna. I don't think credit was ever given. Thanks Dan.



C.A.R.A. Hamfest Review


Article created by N7JND

On May 7th, Angie (N7EMB), our dog Lovey and myself attended the Cochise Amateur Radio Association's Spring Hamfest. Although one of the smaller Hamfests, it was well attended and there's always a great buy from the tailgaters. The Hamfest was spread out within the parking area with plenty of room for both tailgaters and visitor parking. The Hall was also utilized by ARRL & ARCA along with the raffle table, drinks and munchies and tables for selling.

Angie & I saw a lot of familiar faces and also had the extreme pleasure of meeting many Hams we talk to on the air but have never met in person. There's something very magical about the CARA Hamfest. It's just a very short drive from Tucson. The members from CARA welcome you to their Hamfest with extended antennas (er uh, arms). Of all Hamfests we attend, this one has ALWAYS been my favorite.

When you talk to a CARA member, thank them for a wonderful Hamfest. They really do put on a great event. VE Testing was also available and quite a few took tests. Congratulations to ALL.

A JOB WELL DONE


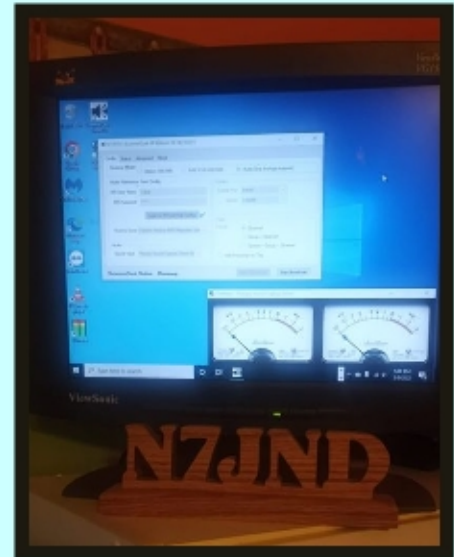


New EAARS Streaming Audio Computer Installed

During the month of May, you may have noticed that the EAARS streaming audio was offline. The old XP based box finally presented the famous BLUE SCREEN OF DEATH and refused to boot. A new Windows 10 based box was purchased and the EAARS streaming audio is back on the air (ur uh internet) and is sounding great. After some fine tuning of the multiple audio levels (they can't just have one), it is sounding great and very clear.

The EAARS streaming audio receiver is based in Tucson and two frequencies are scanned. Both the Mt Lemmon EAARS repeater and the Downtown EAARS repeater. To the listener, you don't know which one is being streamed. The advantage to this is, if one goes down, the other will pick up. Redundancy is great. If the microwave link fails between Bigelow and Heliograph, then you will only hear the Tucson side on the stream (no courtesy beep).

You can use just about any "Police Scanner" software on your smart phone to receive the streaming audio from the EAARS repeater or many use the Broadcastify app which also works great. For us using Desktops and Laptops (remember those?), you can stream the EAARS audio directly from the radioreference.com website or simply go to the EAARS.COM website and click on the STREAMING AUDIO link. EAARS Streaming Audio can be heard world wide and is the preferred way to monitor the EAARS audio when out of the repeater range. Please DO NOT use Echolink or IRLP to just listen. Also keep in mind, anything you hear on the audio stream, is delayed about 60 seconds. Example would be... If the NTS Traffic Net starts at 18:30, you will hear the audio about 18:31.



*From the desk of
Chris N7JND*

Field Day Photos Needed

As you already know, June is Field Day month. Are you participating in Field Day this year? If so, we want your photos. We want to feature a page or two in our July issue of the EAARS newsletter, of a collage of photos of your field day setups and groups. We all have that little dot on the back of our cell phones called a camera lens. Please make use of it and snap us a couple photos so we can use them in the July newsletter. Based on how many photos we receive, we will randomly pick a bunch of photos and print them in the July Newsletter. Here's what we need...

Station setups

Overall view of the Field Day setup.

YOU at the mic, cw key or computer keyboard

Photos of you stringing up antennas

Anything else Field Day related



Please send your photos to either emberfire@cox.net or n7jnd@cox.net. In the subject line, please put Field Day Photos For [Club Name]. Non club related photos are welcome also.

You have a very short window to send these photos as they have to be compiled very quickly as the newsletter will be sent on July 1st

We are excited to see all the photos of this years Field Day. Have a BLAST and make many contacts.

Up and at 'em !!!
with the
Made it through the Night Gang Weather Net
0530 Mountain Standard Time Daily
on the EAARS Repeater System
Weather and Conversation
Get a handle on the local weather from your fellow HAM operators around
the EAARS coverage area and get to know them better.

W7GSP - Steve
Net Control
K1VM/N7CDW Keith/Carrie
Weather Recorders

Other Club Stuff

From Diane AA3OF: RST VE Testing will be held at Immanuel Presbyterian Church, Witherspoon Hall, 9252 E 22nd St, at 7pm.

2022	Jun 13	Sep 12
	Jul 11	Oct 10
	Aug 8	Nov 14
		Dec 12


Anthony K7AER And Jerry K7ZDD are officially Accredited and Registered with ARRL. Starting January 28, 2022 at 6:00 pm. Ham Radio testing will be held at the Vernon Libraray, Vernon Teaching Testing Center, 26 County Road 3142, Vernon, AZ. After that every 2 months on the last Friday of the month thereafter. Walk-ins are welcome. Ham Radio Testing will be held for Technician, General and Amature Extra.

If you live in the Graham or Greenlee County and are interested in a VE Testing Session, please feel free to contact Dan Quaintance AF7EF, (928) 235-1152.

Do you have any club news to share? It can be posted on this page. Send your info to Angie - emberfire@cox.net.



Cooking up
Some Magic



Slow Cooker BBQ Ribs

Slow cooker BBQ ribs are juicy, saucy, and tender – the meat literally falls right off the bone. Add this easy recipe to your list of crockpot recipes.

Ingredients:

- 2 racks baby back ribs (3-4 lb.), cut in half
- 1 tablespoon brown sugar
- ½ tablespoon salt
- ½ tablespoon paprika
- 1 teaspoon garlic powder
- ½ teaspoon ground black pepper
- 1 teaspoon mustard powder (optional)
- 1 medium onion, coarsely chopped
- ½ cup water
- ½ cup BBQ sauce, homemade or store bought



Directions:

1. Pat dry ribs with paper towel completely and set aside.
2. In a small bowl, whisk together all the dry rub ingredients including brown sugar, salt, pepper, garlic powder, paprika and mustard powder until evenly distributed. Rub and spread onto ribs using your hands until evenly coated. You can use disposable gloves for easier clean up.
3. Spread chopped onions evenly inside a 6-quart slow cooker (crockpot) and add water.
4. Place the ribs in the slow cooker and generously brush half of the barbecue sauce on top of each rib. You can stack the ribs on top of each other into 2 layers.
5. Cover and cook on the LOW setting for 8-10 hours or on the HIGH setting for 4-6 hours. When time is up, the slow cooker will automatically switch to WARM setting. Serve immediately with remaining BBQ sauce.
6. Optionally, to achieve crispy and nicely charred ribs, gently remove the ribs and place them on a large half sheet baking pan lined with parchment paper. Baste with additional BBQ sauce, if desired. Broil the ribs on top rack of the oven on high for 5-7 minutes until nicely browned.

kiss the
cook

A horizontal row of seven small, colorful dots in the following order from left to right: yellow, blue, pink, brown, yellow, blue, pink.