

Eastern Arizona Amateur Radio Society

EST. 1974

www.eaars.com

INC.



facebook.com/groups/eaars

Club Address: EAARS, PO Box 398, Solomon, AZ 85551



December, 2022

JOIN EAARS on Facebook

EAARS has a presence on Facebook and you are invited to **JOIN** the page. This is a great media to quickly share news, photos and events that are EAARS related or might be interesting to the members. If you utilize "Notifications" on the EAARS Facebook page, you can receive club updates AS THEY HAPPEN.

To reach the page, please visit **facebook.com/groups/eaars** and **JOIN** the page. You must have a Facebook account to be part of the EAARS group.



EAARS Open Repeaters

PL 141.3 unless noted otherwise

Echolink: 614350 **IRLP:** 7787

Heliograph Peak at Safford, AZ:

146.860, 440.700 Linked

146.900, 447.8250 Not Linked

Jacks Peak at Silver City, NM:

145.210 Linked

West Peak at Ft Thomas, AZ:

145.350 Access to link to network

Pinal Peak at Globe, AZ:

145.410 Linked

South Mt at Alpine, AZ:

145.270 Linked

Caballo Mt at TorC, NM:

145.470 Linked

Greens Peak at Show Low, AZ

146.700 Linked

Little Florida at Deming, NM:

147.060 Linked

Mule Mt at Bisbee, AZ:

147.080 Linked

Mt Lemmon at Tucson, AZ

147.160 Linked

Guthrie Peak at Clifton, AZ:

147.280 Linked

Downtown at Tucson, AZ

147.28 Output

146.26 Input, PL 127.3

Gals on the Air!

EST. June 2015

Calling all Gals of any class ... Join us every Monday night for the
Gals Night Net @ 7:30 pm (AZ) on the EAARS system!

Facebook.com/groups/galsnightnet

Upcoming Events

*Would You like to see your event posted for the membership to see?
Email your information to emberfire@cox.net.*

2022

Superstition Superfest (Mesa) Dec 3rd

2023

Thunderbird Hamfest (Glendale)Jan 14th
Quartzfest (Quartzite)Jan 23-28

Clubs, send me the events you would like shown here.

WEEKLY EAARS' NETS

Every day:

Down Under Net - 4:15 am

Weather Net - 5:30 am

NTS Traffic Net - 6:30 pm

All times are noted on Arizona
time.

Sunday:

EAARS Net - 7:00 pm

Monday:

Gals Night Net - 7:30 pm

Wednesday:

Skywarn Net - During Monsoon, Every Wednesday at 7:30 pm,

Off Season, every third Wednesday of month at 7:30 pm

Saturday:

ERC (Emergency Response Communications) Net - 8:00 am, 2nd
Saturday of the month (20-25 min duration)

EAARS Officers and Staff

Board Officers

President	Dan Quaintance	AF7EF
Vice President	Joe Montierth	K7JEM
Secretary/Treasurer	Larry Griggs	N5BG

Staff

Site Trustee	Joe Montierth	K7JEM
Net Manager	Chris Buchanan	N7JND
Newsletter Editor	Angie Buchanan	N7EMB

Net Control Operators

Rick	W8YBM	1st Sunday
Larry	KG7VLN	2nd Sunday
Angie	N7EMB	3rd Sunday
Chris	N7JND	4th Sunday

ARRL RADIO CONTESTS

December 2022

2-4	160 Meter
10-11	10 Meter
18	Rookie Roundup-CW

For details on all ARRL contests and for non-ARRL contests,
visit <http://www.arrl.org/contest-calendar>

New EAARS Members!

Timothy	NOYPA
Jane	KCOGYD





El Tour de Tucson Bike Race Hams Play Huge Part

The El Tour de Tucson bike race happened on Saturday November 19th, 2022 in Tucson and near by areas. There is a whole lot of planning that goes into these bike races that have thousands of riders riding in it ever year, on the Saturday before Thanksgiving. When it comes to safety, the local Ham Radio Operators play a large part. Hams are placed at every Aid Station along the 102 mile route. Ham Radio Operators are also stationed at the Pima County Office of Communications Center, which works with authorities that are stationed in the Emergency Operations Center, located at the same location.

This important safety measure allows the field operators stationed at each Aid Station, to radio back the the EOC for any reason that might be for emergencies, riders that drop out and need a ride back to the Start/Finish line and messages that need to be relayed back to the EOC and race officials from the field.

This year's event went very well. Much thanks to the Pima Emergency Communications and Operations Center, the Oro Valley ARC and the Green Valley ARC for allowing us to use their mountain top repeater sites for this function. Coverage was excellent for the field operators and were able to communicate back to PCOEM, Pima County Office of Emergency Management's radio room, stationed by seasoned Amateur Radio Operators.



EAARS Membership Drive Final Notice

Just a reminder to all. December 15th is the final date to get your EAARS membership dues in to be eligible for the prize drawing for the HRO Gift Card which will be drawn at the January meeting. The dues are only \$24 for the upcoming calendar year. If you pay by PayPal on the EAARS website, there will be a \$2 surcharge to cover the PayPal Transaction Fee.

What do my dues cover you ask?

- Mountaintop rental fees to house our repeaters
- Electric bills at our repeater sites
- Radio equipment at the repeater sites
- Fuel to drive to these sites for maintenance & repair
- Club Administration Costs
- Gift Cards
- Our yearly picnic

This is just a partial list of where your dues go to. Maintaining these sites are not cheap nor are they free. It is YOUR dues that keep the system on the air.

Larry - N5BG reports a great response so far. Thanks to ALL who have already paid their 2023 dues.

Information on joining EAARS, can be found on the EAARS website at EAARS.COM.

The EAARS repeater system is an open system. Hams passing through its coverage area, are welcome to use the system. Those who use it regularly, are encouraged to join.

THANK YOU MEMBERS



***EAARS would like to wish
You and Yours a Very
Merry Christmas and a
Safe New Year's Eve!***



From Our Friends At The Northern Arizona DX Association Introducing Ham Radio To Students At Seligman Schools

Copied from the Arizona Ham Radio Page on Facebook – Bob NF7E

The Northern Arizona DX Association spent yesterday at the Seligman schools working with students and introducing amateur radio to them. President, Mike, AG7XQ, and Vice President, Larry, WB7EUJ, were in the classroom introducing them to amateur radio and then had them send their name in Morse code, as Mike wrote down on the board what he heard them send in dots and dashes, then he would transcribe it to letters and read back the name he copied to the student.

Then Dave Brown, W7FYW, and I were in the trailer and worked with the kids, after the classroom sessions were done. We had arranged to have former Flagstaff resident, Mike Moroney, KD7RF, on the air from Alabama, where he has moved.

Here is the fun part, we told the kids about Mike (in Alabama), and said he does not live in AZ, but now lives in another state and they had to ask him questions to figure out where he lives now. That required the students to talk on the air and almost eliminated what we called Mic Fright. That worked great.

All in all, we worked with 87 kids from grades 6, 7, 8, 10, 11, and 12. Everyone enjoyed it and one student said, can you come back next week? Larry and Dave are retired schoolteachers and that made things even better. We sure had a great time!

73, Bob, NF7E



EAARS Santa on the Air Net



It is that time of year! You know, when the man with the red suit gets on the air! Yep, I am talking about Santa and Mrs Claus! I was able to speak with them last week and got two dates confirmed.

EAARS, Santa and myself, will be hosting two [2] Santa on the Air nets in December. If you have kids and you would like for them to talk to Santa on the radio, please email me the following info:

1. Which Date/Time most convenient to talk to Santa.
 2. Parent(s) Name and Call Sign
 3. Your child's name (third party traffic).
 4. Your child's age.
 5. Information you want Santa to know, good or not. He does have two lists. (*Such as, teacher, school, friends, homework, issue with a sibling ☺ ...*)
- I will share this info privately with Santa so he can bring it up in his conversation with your kiddos.

These are the dates and times available to speak to Santa.

Sunday - - December 11 - - 3:00 pm

Sunday - - December 18 - - 2:00 pm

I will call upon the parents on their scheduled time. Parents will introduce their third party traffic and we will get your kiddo talking to Santa! Yes, we need our call signs, but it is very casual and love to make it fun for the kiddos! (One year my great nephew just didn't have his listening ears on and Santa called him on it. The look in those eyes were priceless! Santa knows all! HaHa)

Email the above information to Angie N7EMB, emberfire@cox.net. I will respond to confirm.

Getting excited!
Angie N7EMB

A Look Back In Time

Article by N7JND

As I sit here browsing the internet, a lot of times I stumble upon some sites and articles of how radio was in the Golden Era. One of these sites caught my attention when I saw an old HT in a photo. To the best of my knowledge, in the old days, we did not refer to them as HT's, they were called Walkie Talkies and a few of us "Old Timers" still call them Walkie Talkies.

In our modern day era, we can buy HT's (Walkie Talkies) that will fit in our shirt pocket and even smaller. I once owned a 2 Meter HT that was literally the size of a standard credit card with a small telescoping antenna built in. That was small AND IT WORKED!!!

Modern day HT's can be built almost on one tiny little chip inside the radio. Pretty amazing what the world of semi-conductors have evolved into. Yes, even the Smartphone has brought the "Power Of Small" into a case that fits in your pocket, yet has so much power and functionality. I remember when the only thing you could do with a cell phone, was make a phone call. How exciting that was when they first came out and we made a phone call. It was the neatest thing ever.

But before we had this great technology of today, there was a time when HT's weren't quite so small. In the two photos below, you will see what "HT's" were like in the old days. Take a close look at the photo of the "Walkie Talkie" with the cover removed. Notice there's one major thing in there that seems to be lacking in our modern day radios. See It Yet? Yes, there are vacuum tubes in these "OLD" Walkie Talkies along with a battery I'm sure, is not rechargeable.

If we compare what was then and what is now, imagine what the future holds for what is now and what will be? Pretty Amazing.



Other Club Stuff

From Diane AA3OF: RST VE Testing will be held at Immanuel Presbyterian Church, Witherspoon Hall, 9252 E 22nd St, at 7pm.

2022 Dec 12

If you live in the Graham or Greenlee County and are interested in a VE Testing Session, please feel free to contact Dan Quaintance AF7EF, (928) 235-1152.




Up and at 'em !!!
with the
Made it through the Night Gang Weather Net
0530 Mountain Standard Time Daily
on the EAARS Repeater System
Weather and Conversation
Get a handle on the local weather from your fellow HAM operators around
the EAARS coverage area and get to know them better.

W7GSP - Steve
Net Control
K1VM/N7CDW Keith/Carrie
Weather Recorders

**Do you have any club news to share? It can be posted on this page.
Send your info to Angie - emberfire@cox.net.**

Cooking up
Some Magic



Spicy Shrimp Fajitas with Grilled Pineapple Pico

*Prep: 35 mins
Total: 35 mins
Servings: 4*



*Courtesy of
marthastewart.com*

Ingredients

1 pound large shrimp, preferably wild (about 24), peeled, deveined, and tails removed
1 tablespoon chipotle-in-adobo sauce (from a 7-ounce can)
1 packed teaspoon grated lime zest and 2 Tbsp fresh juice, plus 1 more lime, halved
2 tablespoons extra-virgin olive oil, plus more for brushing
Kosher salt and freshly ground pepper
1 medium white onion, cut into 1/2-inch rounds
1/2 medium pineapple, cored and cut into 1/2-inch rounds
8 flour or corn tortillas (each 6 inches)
1/3 cup packed chopped cilantro, plus sprigs for serving
Avocado slices and sour cream, for serving

Directions

Step 1: Heat grill to medium-high; place a large cast-iron skillet on grates to preheat. Toss shrimp with adobo, zest, oil, and 1/2 teaspoon salt. Lightly brush onion and pineapple with oil; grill directly on grates, flipping once, until charred in spots, 6 to 8 minutes. Let cool slightly. Grill tortillas, flipping once, until charred, about 30 seconds; wrap in parchment-lined foil. Roughly chop pineapple and onion; toss with lime juice and cilantro. Season with salt and pepper.

Step 2: Add shrimp and lime halves to skillet and cook, flipping once, until shrimp are pink and just cooked through, 3 minutes. Let lime halves cool slightly, then squeeze over shrimp; serve in tortillas with pineapple pico, cilantro sprigs, avocado, and sour cream.

kiss the
cook