

# Eastern Arizona Amateur Radio Society

EST. 1974

[www.eaars.com](http://www.eaars.com)

INC.



[facebook.com/groups/eaars](https://facebook.com/groups/eaars)

Club Address: EAARS, PO Box 398, Solomon, AZ 85551



*September, 2021*

## JOIN EAARS on Facebook

EAARS has a presence on Facebook and you are invited to **JOIN** the page. This is a great media to quickly share news, photos and events that are EAARS related or might be interesting to the members. If you utilize "Notifications" on the EAARS Facebook page, you can receive club updates AS THEY HAPPEN.

To reach the page, please visit **facebook.com/groups/eaars** and **JOIN** the page. You must have a Facebook account to be part of the EAARS group.



## EAARS Open Repeaters

PL 141.3 unless noted otherwise

**Echolink:** 614350 **IRLP:** 7787

### **Heliograph Peak at Safford, AZ:**

146.860, 440.700 Linked

146.900, 447.8250 Not Linked

### **Jacks Peak at Silver City, NM:**

145.210 Linked

### **West Peak at Ft Thomas, AZ:**

145.350 Access to link to network

### **Pinal Peak at Globe, AZ:**

145.410 Linked

### **South Mt at Alpine, AZ:**

145.270 Linked

### **Caballo Mt at TorC, NM:**

145.470 Linked

### **Greens Peak at Show Low, AZ**

146.700 Linked

### **Little Florida at Deming, NM:**

147.060 Linked

### **Mule Mt at Bisbee, AZ:**

147.080 Linked

### **Mt Lemmon at Tucson, AZ**

147.160 Linked

### **Guthrie Peak at Clifton, AZ:**

147.280 Linked

### **Downtown at Tucson, AZ**

147.28 Output

146.26 Input, PL 127.3

# Gals on the Air!

**EST. June 2015**

Calling all Gals of any class ... Join us every Monday night for the  
**Gals Night Net @ 7:30 pm (AZ) on the EAARS system!**

**Facebook.com/groups/galsnightnet**

## Upcoming Events

*Would You like to see your event posted for the membership to see?  
Email your information to [emberfire@cox.net](mailto:emberfire@cox.net).*

### 2021

Sep 25 ..... RST Autumn Hamfest -Joe K3TYE  
Oct 10 ..... Tucson Ham Picnic - N7JND, N7EMB,  
Oct 30 ..... Mt Lemmon Gravel Grinder - Greg W9GRG  
Oct 30 ..... Tucson Alzheimer Walk - Angie N7EMB  
Nov 13 ..... Tucson Hamfest - David AK2L  
Nov 20 ..... El Tour de Tucson  
Dec 4 ..... Tucson Marathon  
Dec 11 ..... Colossal Vail 50/50 - Greg W9GRG

### WEEKLY EAARS' NETS

**Every day:**

Down Under Net - 4:15 am

Weather Net - 5:30 am

**Sunday:**

EAARS Net - 7:00 pm

**Monday:**

Gals Night Net - 7:30 pm

**Wednesday:**

Skywarn Net - During Monsoon, Every Wednesday at 7:30 pm,

Off Season, every third Wednesday of month at 7:30 pm

**Saturday:**

ERC (Emergency Response Communications) Net -7:45 am (8:45am DST)

2nd Saturday of the month (20-25 min duration)

All times are noted on Arizona  
time, as we do not change.

# EAARS Officers and Staff

## Board Officers

President	Dave Wells	N7AM
Vice President	Dan Quaintance	AF7EF
Secretary/Treasurer	Larry Griggs	N5BG

## Staff

Site Trustee	Joe Montierth	K7JEM
Net Manager	Chris Buchanan	N7JND
Newsletter Editor	Angie Buchanan	N7EMB

## Net Control Operators

Rick	W8YBM	1st Sunday
Larry	KG7VLN	2nd Sunday
Angie	N7EMB	3rd Sunday
Chris	N7JND	4th Sunday

## ARRL RADIO CONTESTS

September 2021  
11-13 September VHF  
18-19 10 GHz & Up - Round 2

For details on all ARRL contests and for non-ARRL contests,  
visit <http://www.arrl.org/contest-calendar>

## New EAARS Members!

Frank	KD8NBL
Boyd	KD5OMJ
John	K9JJB
Dave	K7DTB
Marty	W5MHN



# Amateur Radio Newsline

Here's a really cool suggestion from our  
EAARS President Dave – N7AM.

Many of us older Hams are familiar with the Amateur Radio Newsline podcasts. But many of our newer Hams, might not be familiar with this great service that has been around for years. The Amateur Radio Newsline is released every Friday and is actually transmitted on many club repeaters. The podcast can be heard through any PODCAST subscription service OR can be heard as an MP3 file via the web link listed below.

Every Friday, there are new topics to be heard. It's a great way to relax and listen to during a nice evening at home OR while you are relaxing before falling asleep.

Here are some Q & A quotes from their website...

Q: What is the Amateur Radio Newsline?

A: Amateur Radio Newsline™ is a free service to the amateur radio community. We produce a weekly audio news bulletin called a “QST” or “bulletin of interest to radio amateurs” that is delivered by a downloadable MP3 audio file from our website or through a podcast subscription.

Q: Tell me about your newscast.

A: Amateur Radio Newsline™ produces a weekly newscast of interest to radio amateurs worldwide. The bulletins conform to all sections and codes as outlined under the United States FCC Part 97 Amateur Radio Service rules regarding the legal means of amateur radio operators issuing “QST’s” or “Bulletins of Interest to All Amateurs.” We differ only in format and follow a more traditional radio “spot news” format. Whenever possible, we attempt to bring you the voices of those in the news.

The website to the Amateur Radio Newsline is: <http://www.arnewsline.org>

Enjoy listening

## ***9-11-2001: 20 Years We Will Never Forget!***



A U.S. flag hanging from a steel girder, damaged in the Sept. 11, 2001 attacks on the World Trade Center, blows in the breeze at a memorial in Jersey City, N.J., Sept. 11, 2019 as the sun rises behind One World Trade Center building and the re-developed area where the Twin Towers of World Trade Center once stood in New York City on the 18th anniversary of the attacks. (AP Photo/J. David Ake)

# FCC Application Fees Unlikely To Go Into Effect Until 2022

ARRL - 08/16/2021

The schedule of FCC amateur radio application fees likely will not go into effect before 2022. FCC staff confirmed during a recent virtual meeting with Volunteer Examiner Coordinators (VECs) that the agency is still working on the necessary changes to the Universal Licensing System (ULS) software and other processes and procedures that must be in place before it starts collecting fees from amateur applicants. Earlier this year, the FCC said it would not start collecting fees from amateur applicants before this summer. The new estimate is that the fees won't go into effect until early next year.

Once it's effective, the \$35 application fee will apply to new, modification (upgrade and sequential call sign change), renewal, and vanity call sign applications. All fees will be per application. Administrative update applications, such as those to change a licensee's name, mailing, or email address, will be exempt from fees. ARRL VEC manager Maria Somma, AB1FM, said Volunteer Examiner (VE) teams will not face the burden of collecting the \$35 fee.

"Once the FCC application fee takes effect, new and upgrade applicants will pay the exam session fee to the VE team as usual, but they'll pay the \$35 application fee directly to the FCC using the FCC Pay Fees system," she explained. When the FCC receives the examination information from the VEC, it will email a link with payment instructions to each successful candidate who then will have 10 days from the date of the email to pay.

After the fee is paid and the FCC has processed an application, examinees will receive a second email from the FCC with a link to their official license. The link will be good for 30 days. Licensees also will be able to view, download, and print official license copies by logging into their FCC ULS account. The FCC no longer provides printed licenses.

Licensees can log into the ULS with their 10-digit FRN (FCC Registration Number) and password at any time to view and manage their license and application, print their license, and update anything in their FCC license record, including adding an email address.

## **FEE SCHEDULE**

### **INDIVIDUALS**

**\$35 FEE:** New, modification (upgrade and sequential call sign change), renewal, and vanity call sign applications. All fees will be per application.

**NO FEE:** Administrative updates, such as a change of name, mailing or email address, or license cancellation.

### **AMATEUR RADIO CLUBS**

**\$35 FEE:** New, renewal, trustee change, and vanity call sign applications. All fees will be per application.

**NO FEE:** Administrative updates, such as a change of name, mailing or email address, or license cancellation.

# ARRL Now Provides Free RF Exposure Calculator

ARRL - 08/05/2021

The FCC has adopted guidelines and procedures for evaluating environmental effects of RF emissions. Under the new FCC rules, some amateurs need to perform routine station evaluations to ensure that their stations comply with the RF exposure rules. This can be as simple as running an online calculator to determine the minimum safe distance between any part of your antenna and areas where people might be exposed to RF energy from your station. Although amateurs can make measurements of their stations, evaluations can also be done by calculation.



The FCC guidelines already incorporate two tiers of exposure limits based on whether exposure occurs in an occupational or "controlled" situation, or whether the general population is exposed or exposure is in an "uncontrolled" situation.

To make this easy for amateurs, ARRL now provides an RF exposure calculator on its RF Exposure page. To use the calculator, enter your transmit peak-envelope power (PEP) and operating mode, and answer the questions about the maximum amount of time you might be transmitting. The calculator will give you the minimum distance people must be from your antenna and human exposure.

You can print the results and keep them in your station records. There is no requirement to send your results to the FCC.

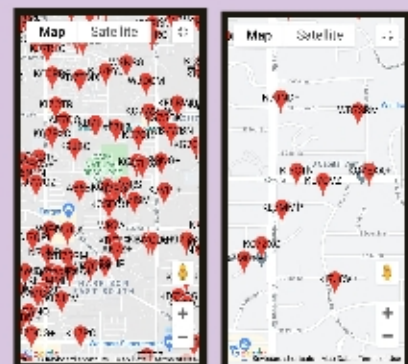
## Amateur Radio License Map

Article By: N7JND

Every once in a while, I come across an interesting website or link. This month, I found a website that will allow you to enter a call sign or even a zip code and display a pointer on a Google type map where that Ham's license is registered at. As for the zip code, if you enter your zip code, it will show you a pointer of every Ham within that given zip code. If you register your address to a P.O. Box, it will not display the information and give you a message telling you so.

It's a really cool way to see how many Hams are around you. As for the map, you can zoom in and out for more detail. Another cool option, is you can turn on & off, the Grid Squares in the area. Below are two examples using my call sign. One photo shows all Hams in the 85748 zip code. The second photo is focused on my call only, but displays other Hams around me. Pretty Cool I Thought. Have a great September.

<https://haminfo.tetranz.com/map>





**RST** Radio  
Society of Tucson

## **TUCSON AUTUMN HAMFEST**

**Saturday September 25th**

**7 AM – 11 AM**

**Buyers - Free Admission & Parking  
Sellers – All Shaded Parking  
Seller Setup Starting at 6 AM**



**Talk-in:  
145.250 MHz  
Tone:  
156.7 Hz**

**NEW LOCATION  
Calvary Tucson Church  
8711 East Speedway in Tucson  
Seller/vendor spaces - \$10/parking space.**

*Morning Snacks  
By Scout Troop  
157*

### **RAFFLE**

**Tickets: \$2 each, 3 for \$5, 7 for \$10, 15 for \$20,  
and 40 for \$40.**

***Need not be present to win.***

**On-line ticket sales: [president@rstclub.org](mailto:president@rstclub.org)**

- 1. Grand Prize – Yaesu FT-991A HF/VHF/UHF Multi-mode.**
- 2. Two-meter Ensemble. Yaesu FTM-3100R w/ Astron SS-12 Power Supply plus 30-feet of RG-8 type coax, plus 2-meter j-pole antenna.**
- 3. Cushcraft AR-6 six-meter vertical antenna.**
- 4. Another Cushcraft AR-6 six-meter vertical antenna.**
- 5. ARRL Gift Certificates.**
- 6. ACE Hardware Gift Certificates.**

*Map and information: <http://www.k7rst.org>*



## Rise and Shine!!!

with the

### Made it through the Night Gang Weather Net

0530 Mountain Standard Time Daily on the EAARS  
System

Weather and  
Conversation

Get a handle on the local weather from your fellow HAM operators  
around the EAARS coverage area and get to know them  
better.

W7GSP - Steve Net  
Control

K1VM - Keith Weather  
Recorder



Great Fun!

Great Raffle Prizes!

Indoor VE Session!

Pre-registration for VE testing preferred  
but not required.

Email [licensing@tucsonhamradio.org](mailto:licensing@tucsonhamradio.org)

Interesting Seminars!:

See website for Seminar Schedule

ARRL Booth with Award Card  
Checking and Logbook of the  
World assistance!

Food Truck for Breakfast and  
Lunch

Indoor activities if permitted by Marana Middle  
School and the Pima County Health Department  
Face coverings may be required

An ARRL Sanctioned Event  
Presented by the  
*Oro Valley Amateur Radio Club*

**November 13, 2021**

**Marana Middle School  
11285 West Grier Road  
Marana Arizona 85653**

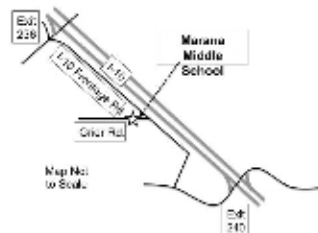
**Gates open at 7:00 AM (5:00am for  
sellers) and close at 1:00 PM**

**Admission: \$5.00** includes a bottle of water  
(Children under 12 free with a paid adult)

**Students free with any AZ school ID**

**Sellers: \$10 per space** (includes the seller)

Contact [hamfest@tucsonhamradio.org](mailto:hamfest@tucsonhamradio.org) for  
more information



[www.tucsonhamradio.org](http://www.tucsonhamradio.org)

Pick 'Our Hamfest' from Menu

*Per AZ State Law, no smoking or firearms are permitted on school property including parking areas*



# Other Club Stuff

*From Diane AA3OF, Effective 9/13/21, RST VE Testing is moving to Immanuel Presbyterian Church, Witherspoon Hall, 9252 E 22nd St.*

**2021**  
Sep 13  
Oct 11  
Nov 8  
Dec 13

## TORTOLITA RADIO CLUB

The Tortolita Radio Club was formed September 2020. The club emphasis is on HF (1.8 - 30MHz) radio, all modes. The club is unique in that it has no dues, no assessments, no rules, no monthly meetings, no hamfest, and no repeaters. We do not compete with clubs whose emphasis is on repeaters.

We are an ARRL Affiliated Club, have call sign KT7RC, a QRZ.com page, a Web site (<http://tortolita-rc.com/>), and a monthly newsletter.

Anyone can join, regardless of membership in other clubs. The club was formed to serve the greater Tucson area but has members throughout the US. The Tortolita Radio Club currently has over 90 members.

Club activity is centered around two things: a very active discussion group email reflector hosted by groups.io, and monthly field outings.

The club has a very broad range of experience which makes the groups.io an ideal place to ask and answer questions related to amateur radio.


The field events continue the monthly tradition begun in 2016 at the first National Parks On the Air until the virus interrupted, for a total of over 50 events. We are slowly resuming monthly events in small groups. The first full post-Covid event will be at the Titan Missile Museum in September.

73, Paul Seger  
K7AZT

**If you live in the Graham or Greenlee County and are interested in a VE Testing session, please feel free to contact the EAARS President, Dave Wells @ 928-965-8327.**

**Do you have any club news to share? It can be posted on this page. Send your info to Angie - [emberfire@cox.net](mailto:emberfire@cox.net).**

Cooking up  
Some Magic



# Pepper Steak with Onions

## Ingredients

1 lbs chuck steak cut into medium slices  
1 large onion cut into medium strips  
½ green bell pepper cut into medium strips  
½ red bell pepper cut into medium strips  
1 leveled teaspoon black pepper  
Salt to taste

2 cup Boiling water  
3 tablespoon oil

## FOR THE SAUCE

3 tablespoon soy sauce I used low sodium  
1 tablespoon cornstarch  
1 tablespoon sugar  
½ cup warm water  
½ teaspoon onion powder  
½ teaspoon garlic powder  
¼ teaspoon ginger powder you can use fresh

*Prep Time: 15 min*  
*Cook Time: 45 min*  
*Total Time: 60 min*  
*Servings: 3*



## Instructions

1. In a pan, add three tablespoon oil and fry the chuck in two batches until brown on both sides. Remove and keep aside. Don't crowd the pan when browning.
2. In the same oil fry the onion until translucent. Remove and keep aside.
3. In the same pan, fry the bell peppers for few seconds and keep aside.
4. Add the fried chuck back to the pan, Season the chuck with salt and black pepper. Add two cups boiling water and let it cook on medium heat for 45 minutes or until the meat is tender. Add water if the meat is still tough and continue cooking.
5. When the meat is cooked add the onion and bell pepper.
6. Mix the sauce ingredients and pour over the steak, stir until the sauce thickens.
7. Serve hot.

kiss the  
**COOK**

A row of seven colored dots: yellow, blue, pink, orange, brown, yellow, pink.