

Eastern Arizona Amateur Radio Society

EST. 1974

www.eaars.com

INC.



facebook.com/groups/eaars

Club Address: EAARS, PO Box 398, Solomon, AZ 85551



January, 2020

JOIN EAARS on Facebook

EAARS has a presence on Facebook and you are invited to **JOIN** the page. This is a great media to quickly share news, photos and events that are EAARS related or might be interesting to the members. If you utilize "Notifications" on the EAARS Facebook page, you can receive club updates AS THEY HAPPEN.

To reach the page, please visit **facebook.com/groups/eaars** and **JOIN** the page. You must have a Facebook account to be part of the EAARS group.



EAARS Open Repeaters

PL 141.3 unless noted otherwise

Echolink: 614350 **IRLP:** 7787

Heliograph Peak at Safford, AZ:

146.860, 440.700 Linked

146.900, 447.8250 Not Linked

Jacks Peak at Silver City, NM:

145.210 Linked

West Peak at Ft Thomas, AZ:

145.350 Access to link to network

Pinal Peak at Globe, AZ:

145.410 Linked

South Mt at Alpine, AZ:

145.270 Linked

Caballo Mt at TorC, NM:

145.470 Linked

Greens Peak at Show Low, AZ

146.700 Linked

Little Florida at Deming, NM:

147.060 Linked

Mule Mt at Bisbee, AZ:

147.080 Linked

Mt Lemmon at Tucson, AZ

147.160 Linked

Guthrie Peak at Clifton, AZ:

147.280 Linked

Gals on the Air!

EST. June 2015

Calling all Gals of any class ... Join us every Monday night for the
Gals Night Net @ 7:30 pm (AZ) on the EAARS system!

Upcoming Events

*Would You like to see your event posted for the membership to see?
Email your information to emberfire@cox.net.*

Saturday - March 21 A Mtn Climb to Conquer Cancer - Angie, N7EMB
Saturday - May 2 March for Babies - Angie, N7EMB
Sunday - October Making Strides Breast Cancer - Angie, N7EMB
Saturday - Nov 7Tucson Walk to end Alzheimer - Angie, N7EMB

Happy New Year To You and Yours!

Did you know that you can see the Public Service Opportunities on soazhamservice.net? The events are posted by dates and who leads them. If you are interested in participating or have any questions, please feel free to contact them.

WEEKLY EAARS' NETS

Every day:

Down Under Net - 4:15 am

Weather Net - 5:30 am

NTS Traffic Net - 6:30 pm

Sunday:

EAARS Net - 7:00 pm

Monday:

Gals Night Net - 7:30 pm

Wednesday:

*Skywarn Net - During Monsoon, Every Wednesday at 7:30 pm,
Off Season, every third Wednesday of month at 7:30 pm*

Saturday:

*ERC (Emergency Response Communications) Net -7:45 am ,
2nd Saturday of the month (20-25 min duration)*

EAARS Officers and Staff

Board Officers

President	Dave Wells	N7AM
Vice President	Dan Quaintance	AF7EF
Secretary/Treasurer	Larry Griggs	N5BG

Staff

Site Trustee	Joe Montierth	K7JEM
Net Manager	Chris Buchanan	N7JND
Newsletter Editor	Angie Buchanan	N7EMB

Net Control Operators

Rick W8YBM	1st Sunday
Angie N7EMB	2nd-4th Sunday
Chris N7JND	3rd-5th Sunday

January ARRL Radio Contests

Straight Key Night	Jan 1st
Kid's Day	Jan 4th
RTTY Roundup	Jan 4th – 5th
January VHF Contest	Jan 18th – 20th

For details on all ARRL contests and for non-ARRL contests, visit <http://www.arrl.org/contest-calendar>

New EAARS Members!




LeDair	KF7UBT
Tom	N5GTO
John	KJ7KJU
Kristyn	KR1SS
David	KI7EJS

**totally
awesome**

A Little History On The Gals Night Net Submitted by Chris N7JND

N7EMB

**Your Net Control Operator of the Gals Night Net
and Your EAARS Newsletter Editor**



Approximately five years ago, my wife, N7EMB, had a thought about wanting to get more and more women on the air. As she was thinking about how she could do this, a weekly net popped into her mind and the Gal's Night Net was started.

First, let me give you a little history on my wife, N7EMB. She was licensed as a Technician in 2006 when she refused to be known as "Third Party Traffic". Then she bought a raffle ticket at the Hamfest she took her test at. She WON the grand prize, an HF radio. She went thru the ranks and then earned her EXTRA CLASS ticket in 2016, ten years later. I as her husband, never, ever pushed her to get licensed. I never forced things like resistors, transistors or vacuum tubes on her. I wanted to make the hobby of Ham Radio fun for her (which is the key guys) and that's exactly what I did. Instead of constantly talking about electronic components and all that boring stuff, she wanted to figure out how to incorporate radio communications into the charities she supports. THAT became her interest in the hobby and till this day, she heads up 4 major events around the Tucson area. She has built up an excellent core team of her closest Ham Radio friends. This core team (The Chosen Few) still works with her today. She encourages all Hams to become part of the Chosen Few.

Since N7EMB enjoys talking on the radio, she wanted other licensed female Hams to get on the air too. And what better way, then to create a weekly net just for the ladies! So, every Monday evening at 7:30pm Arizona time on the EAARS repeaters, the "Gals Night Net" takes to the airways. This net has now crossed over the "5" year mark and continues to go strong every week. This is an excellent way to get seasoned and newly licensed female Hams that may be a little shy, on the air without the pressure of electronic talk, how a radio work, etc... (unless they want to). She just wants more women on the air and to become active in the hobby. Please email her with any questions at emberfire@cox.net.

A big congratulations to N7EMB and all her weekly net check-ins for making this work. She appreciates ALL your check-ins.

A Job Well Done

Chris - n7jnd

Volunteer Monitor Program Coordinator Looking Forward to a Positive 2020

ARRL - 12/30/2019

In a holiday season message to ARRL leadership and to members of the new ARRL Volunteer Monitor program, its coordinator, Riley Hollingsworth, K4ZDH, expressed his gratitude to all involved for their contributions to getting the program off to a solid start in January.

“It will be a good year,” Hollingsworth said. “We will have fun, you will enjoy it more than you probably think, and — thanks to the talent and generosity of one of our VMs — a computer program will make your reporting much easier (there will be no need for bi-monthly reports!),” he wrote. “This is our opportunity to help amateur radio last another hundred years and to pay forward this wonderful avocation that joyfully occupies our lives. This could be our legacy if we do it with all the energy and devotion that characterized the Official Observer (OO) program for decades.”

Hollingsworth said the success of the OO program convinced the FCC to trust ARRL with the responsibilities now to be taken up by the Volunteer Monitor program.

“Those of you who are former OOs have an extra reason to be proud, and amateur radio is grateful to you more than you will ever know,” Hollingsworth concluded. “Thank you. It will be a privilege to work with you this new year.”



A Little WWV History

Content from: <https://www.nist.gov/pml/time-and-frequency-division/radio-stations/wwv>

Radio Station WWV

NIST radio station WWV broadcasts time and frequency information 24 hours per day, 7 days per week to millions of listeners worldwide. WWV is located near Fort Collins, Colorado, about 100 kilometers north of Denver. The broadcast information includes time announcements, standard time intervals, standard frequencies, UT1 time corrections, a BCD time code, and geophysical alerts.

Broadcast Frequencies

WWV operates in the high frequency (HF) portion of the radio spectrum. The station radiates 10 000 W on 5 MHz, 10 MHz, and 15 MHz; and 2500 W on 2.5 MHz and 20 MHz. Each frequency is broadcast from a separate transmitter. Although each frequency carries the same information, multiple frequencies are used because the quality of HF reception depends on many factors such as location, time of year, time of day, the frequency being used, and atmospheric and ionospheric propagation conditions. The variety of frequencies makes it likely that at least one frequency will be usable at all times.

WWV Antennas Facts

The WWV antennas are half-wave vertical antennas that radiate omnidirectional patterns. There are antennas at the station site for each frequency. Each antenna is connected to a single transmitter using a rigid coaxial line, and the site is designed so that no two coaxial lines cross. Each antenna is mounted on a tower that is approximately one half-wavelength tall. The tallest tower, for 2.5 MHz, is about 60 m tall. The shortest tower, for 20 MHz, is about 7.5 m tall. The top half of each antenna is a quarter-wavelength radiating element. The bottom half of each antenna consists of nine quarter-wavelength wires that connect to the center of the tower and slope downwards to the ground at a 45 degree angle. This sloping skirt functions as the lower half of the radiating system and also guys the antenna.

WWV Telephone Time-of-Day Service

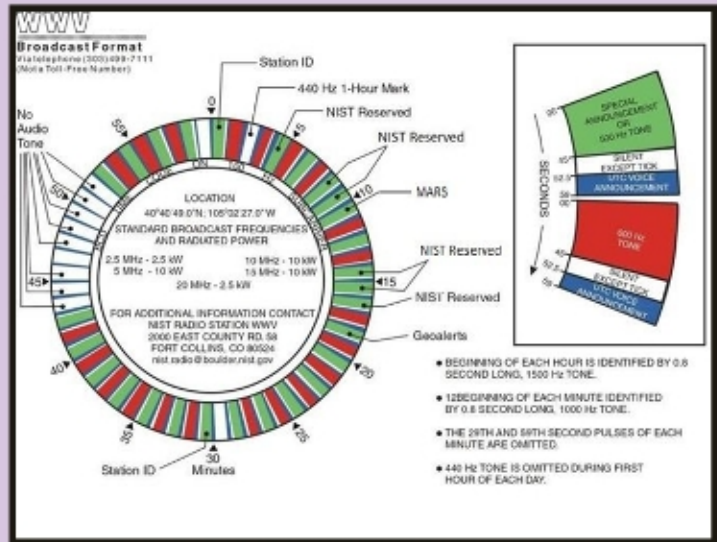
Did You Know... The audio portions of the WWV and WWVH broadcasts can also be heard by telephone. The time announcements are normally delayed by less than 30 ms when using land lines from within the continental United States, and the stability (delay variation) is generally < 1 ms. When mobile phones or voice over IP networks are used, the delays can be as large as 150 ms. In the very rare instances when the telephone connection is made by satellite, the time is delayed by more than 250 ms.

Continued on Page 7

A Little WWV History

Continued from Page 6

To hear these broadcasts, dial (303) 499-7111 for WWV (Colorado), and (808) 335-4363 for WWVH (Hawaii). Callers are disconnected after 2 minutes. These are not toll-free numbers; callers outside the local calling area are charged for the call at regular long-distance rates. The telephone time-of-day service is used to synchronize clocks and watches and for the calibration of stopwatches and timers. It receives about 2,000 calls per day.



Roanoke Division Director Interviews Oldest US Radio Amateur

ARRL - 12/21/2019

Roanoke Division Director Bud Hippisley, W2RU, interviewed 108-year-old Cliff Kayhart, W4KKP, of White Rock, South Carolina — the oldest known radio amateur in the US — about his experiences in the US Army Signal Corps during World War II.



An articulate and animated Kayhart recounted his deployment to the Pacific Theater — specifically Iwo Jima — where he'd been tasked with setting up a radio station for the airmen and soldiers there to keep better informed about what was happening back home.

At the close of their conversation, Hippisley, who presented Kayhart with his ARRL Centurion Award plaque in November, called Kayhart “part of America’s greatest generation.” The Centurion Award recognizes hams 100 years old or older. The interview runs about 15 minutes.

Here's an ARRL contest for the Kids

Kids Day – January 4th, 2020

Twice a year, ARRL offers an event designed to promote Amateur Radio to our youth. Share the excitement with your kids or grand kids, a Scout troop, a church or the general public!

Kids Day is designed to give on-the-air experience to young people and hopefully foster interest in getting a license of their own. It is also intended to give older hams a chance to share their station and love for Amateur Radio with their children. Kids Day always runs from 1800 UTC through 2359 UTC. Operate as much or as little as you like.

Suggested Exchange-

Name, age, location and favorite color. Be sure to work the same station again if an operator has changed. To draw attention, call “CQ Kids Day.”

Suggested Frequencies-

10 Meters: 28.350 to 28.400 MHz

12 Meters: 24.960 to 24.980 MHz

15 Meters: 21.360 to 21.400 MHz

17 Meters: 18.140 to 18.145 MHz

20 Meters: 14.270 to 14.300 MHz

40 Meters: 7.270 to 7.290 MHz

80 Meters: 3.740 to 3.940 MHz

You can also use your favorite favorite repeater (with permission of the repeater's sponsor).

Be sure to observe third-party restrictions when making DX QSOs.

Kids Day Certificate of Participation-

All participants are eligible to receive a colorful certificate. You can and complete it with the participant's name and date of the contact. Alternatively, you can send a 9" x 12" SASE to:

Kids Day Certificate Request

ARRL

225 Main St

Newington, CT 06111

For download links and lots more information, visit: <http://www.arrl.org/kids-day>

Other Club Stuff

RST holds FREE VE testing on the following dates, 7:00 pm at Hardesty Mid- Town Police Building, 1100 S Alvernon, Tucson.

January 13	July 13
February 10	August 10
March 9	September 14
April 13	October 12
May 11	November 9
June 8	December 14



RST

Radio
Society of Tucson
www.rstclub.org

FREE Ham Radio Class this Feb.

For TECHNICIAN HAM RADIO LICENSE

Join the FUN and TALK to the WORLD

6 Weekly Classes begin Sun., Feb. 2nd, 2020

6:00 PM at Tucson Hardesty Police Station,

1100 S. Alvernon Way, Tucson

email Ken at kg7khy@gmail.com for

full info or to sign up for the class

Textbooks cost about \$25 each, available on Amazon


The Kachina ARC will be conducting a Technician License review session on the last weekend in January 2020. The first half of the review will be held on Saturday, January 25, 2020 from 8am to noon. The second half will be on Sunday, January 26, 2020 from noon to 5pm. The review sessions will be conducted at the Solterra Senior Center, 5408 Hwy. 260 (White Mountain Blvd), Lakeside, AZ.

The Laurel VE Team, WM-VET, will be conducting license testing the following weekend on Saturday, 1 Feb 2020, at 9:00 AM at that same location. Walk-Ins are welcomed, however, pre-registration is preferred. You can email the team at VEtesting@cableone.net to pre-register. Please include your name (the exact name used to create your FRN, if you have an FRN), license call (if you have one), and which license exam you wish to take. An acknowledgement will be emailed back to you.

At the test session, the following will be required: A government issued photo ID, your FCC Registration Number (FRN) if you have one OR your social security number, the original and a copy of any passed exam element credit (CSCE), and a copy of your current license if upgrading. The test session begins at 9:00 AM.

**Do you have any club news to share?
It can be posted on this page.
Send your info to Angie - emberfire@cox.net.**

Cooking up
Some Magic



Baked Mini Corn Dogs



Ingredients

- 1 cup reduced-fat milk
- 1 package active dry yeast
- 2 tablespoons extra-virgin olive oil, plus more for greasing
- 2 tablespoons packed light brown sugar
- 1 cup fine yellow cornmeal
- 1 1/4 cups all-purpose flour, plus more for dusting and kneading
- 1 teaspoon salt
- 1/4 teaspoon baking soda
- 1/4 teaspoon cayenne pepper or paprika
- 9 reduced-fat hot dogs, halved crosswise
- 1 large egg, beaten
- 1 tablespoon black sesame seeds (optional)

Directions

1. Warm the milk to about 110 degrees in a saucepan; pour into a medium bowl. Sprinkle in the yeast and let soften for about 2 minutes. Stir in the olive oil, brown sugar and cornmeal with a wooden spoon. Add the flour, salt, baking soda and cayenne pepper; stir to make a sticky dough.
2. Turn the dough out onto a lightly floured surface and knead, adding more flour if needed, until smooth but still slightly tacky, about 5 minutes. Shape the dough into a ball, place in a lightly oiled bowl and cover with plastic wrap. Let rise in a warm spot until doubled in size, 45 minutes to 1 hour. Meanwhile, insert a wooden stick or small skewer into each hot dog half, about 1 inch deep; set aside.
3. Preheat the oven to 450 degrees and lightly oil a large baking sheet. Turn the dough out onto a lightly floured surface; divide into 18 pieces. With your palms, roll each piece into a 10-inch length. Wrap each piece around a hot dog half, tucking and pressing the edges to seal; place on the baking sheet.
4. Brush the dough-wrapped dogs with the beaten egg; sprinkle with sesame seeds, if desired. Bake until golden, 15 minutes.

Level: Easy
Total: 1 hr 30 min
Prep: 15 min
Inactive: 1 hr
Cook: 15 min
Yield: 18 mini corn dogs

kiss the
cook